

CSUS

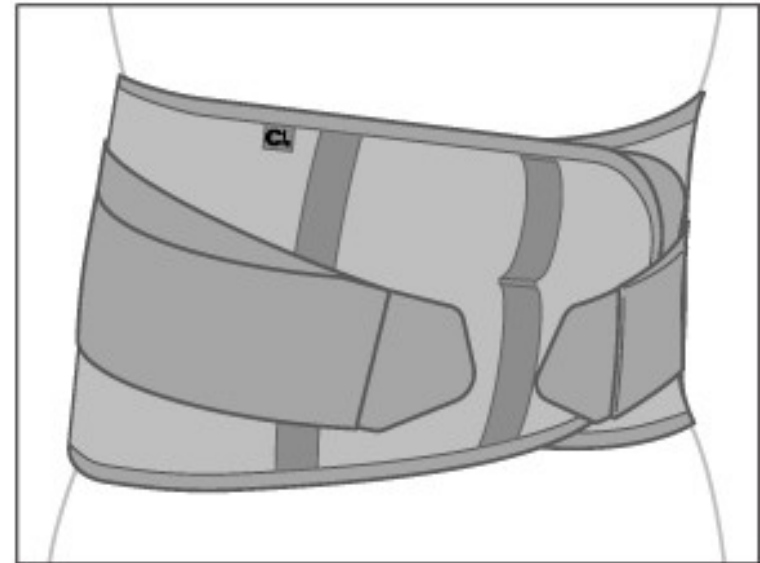
by Allard USA

C|s

LUMBAR SUPPORT, LATERAL
Rx Only — Single Patient Use Only

C|s

Instructions for Use



FEEL THE FUNCTION

The intended function of this support is to relieve stress on the lumbar spine and to restrict lateral movement. Compressive forces lift and/or help the abdominal muscles support the lumbar spine. The sewn-on rigid panels provide the lateral control.

Review instructions on inside page carefully before application.

For questions, please contact your physician, the professional who fit this device or Allard USA Customer Service:

CALL: 888-678-6548 FAX: 800-289-0809
info@allardusa.com

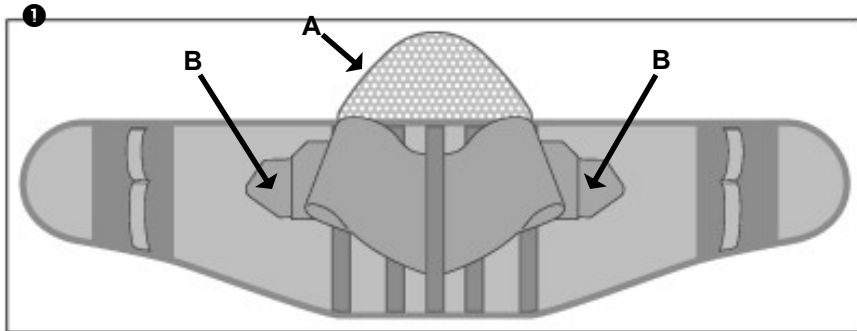
CSUS

by Allard USA

Allard USA, Inc.
300 Forge Way, Suite 3
Rockaway, NJ 07866-2056
www.allardusa.com

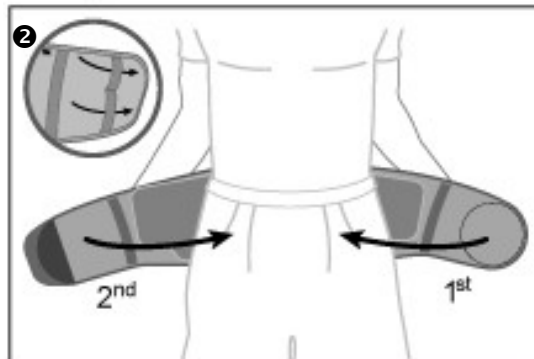
Call Toll Free: 888-678-6548
Fax Toll Free: 800-289-0809

Lumbar Support, Lateral



1. Place optional back pad, "A", mesh side up, under the open support as shown. Make sure two small straps, "B", on the outside are attached to the round velcro dots.

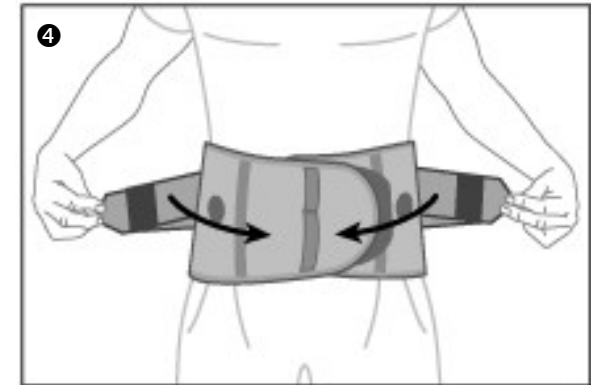
2. With white tag on top and inside, center support on small of back. Slip fingers into loops on ends of panels and stretch support away from your body. Wrap the support around waist and secure in front, low and tight.



3. Release small elastic straps from round velcro dots and continue to Step 4.



4. Pull straps away from your body and down. Secure in front, low and tight.



5. Small straps should land on bottom half of support as shown.



Indications / Intended Use

Lumbar Disk Injury, Flexion & Extension Control, Disk Herniation & Degeneration, Post-OP Discectomy/Laminectomy/Fusion/Laposcopic Disk Replacement, IDET Procedure, Spondylolisthesis, Spinal Stenosis.

Contraindications

Poor peripheral circulation, diabetes or decreased skin sensitivity.

Adjustment

This brace should only be fitted by a licensed medical professional.

Warning

Do not overtighten, as this can cause poor circulation and/or skin irritation. Check skin on a daily basis. If you feel any irritation, observe skin discoloration, or experience other problems such as excess swelling, remove brace and consult your healthcare professional.

Wash instruction

Hand wash in cold water using mild detergent. Air dry.